



## MOULDING AND MILLWORK CATALOG



## About Mentor Lumber and Supply Company

Since 1963, Mentor Lumber & Supply Companies have been the number one source of lumber and building materials for the professional builders and remodelers in Northeast Ohio.

We are extremely proud of this distinction, and we realize that our success is measured on a day-to-day basis by you. In order to maintain this position, we must continue to work smarter and work harder. This is why we are constantly searching for new ways to refine our product line and improve our service. We build our business by always taking steps to build your business.

Our goal, which is still the same today, is to "Exceed Your Expectations".

### LOCATIONS

#### Mentor Location

7180 Center St.  
Mentor, OH 44060  
800.216.9663 p  
440.205.8288 f

#### Chardon Location

332 Center St.  
Chardon, OH 44024  
800.321.7334 p  
440.285.2251 f

[www.mentorlumber.com](http://www.mentorlumber.com)

#### FOLLOW US ON:



[www.facebook.com/pages/Mentor-Lumber/115114485190452](http://www.facebook.com/pages/Mentor-Lumber/115114485190452)

### SPECIAL ORDERS

Our sales representatives and store staff will help you find almost everything you need to complete your project. Please contact us at our phone numbers above for assistance.

### SYMBOLS AND ABBREVIATIONS USED IN THIS CATALOG

The following symbols that appear next to many items, indicate the product is available in the species of wood shown, or stocked at that particular location. MDF stands for medium density fiberboard and is a primed composite product. Primed FJ moulding is finger-joint poplar pre-primed and ready for paint. Ask your salesperson for additional information.



# Contents

<i>MOULDINGS</i>	<b>3</b>
<b>IDEA GALLERY</b>	<b>4</b>
BASEBOARD	5
<b>HARDWOOD</b>	<b>5</b>
CASING	7
STOP	9
CHAIR RAIL	9
CROWN	10
MISCELLANEOUS	12
<b>PINE</b>	<b>15</b>
BASEBOARD	15
CASING	16
CHAIR RAIL	17
STOP	17
CROWN	18
MISCELLANEOUS	19
<b>PRIMED MDF</b>	<b>23</b>
BASEBOARD	23
CASING	24
CHAIR RAIL	25
CROWN	26
<b>PRIMED FJ PINE</b>	<b>27</b>
BASEBOARD	27
CASING	28
STOP	29
CROWN	29
MISCELLANEOUS	29
<i>INTERIOR DOORS</i>	<b>31</b>
HOW TO ORDER	32
HARDBOARD	33
WOOD	34
STOPS	36
JAMBS	36
HINGES	37
<i>DOOR HARDWARE</i>	<b>39</b>
KNOBS / LEVERS	40
HANDLESETS	41
DEADBOLTS	42
STOPS	43

STAIR PARTS	45
NEWEL POSTS	46
WOOD BALUSTERS	48
HANDRAIL	49
SHOERAIL	50
ROSETTES	50
IRON BALUSTERS	51

# MOULDINGS

# IDEA GALLERY

Wood moulding and trim work allow you to express your own personal style, and bring out the best in your home's architectural features. They also provide your living spaces with a finished look and make an artistic expression. Mouldings can increase the value of your home. They serve a useful purpose by connecting wall surfaces to the flooring, doors, window openings, and ceilings. We encourage customers to experiment and find moulding and trim that fits their tastes.

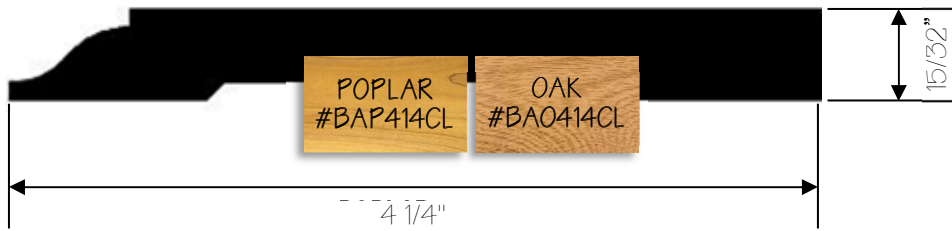
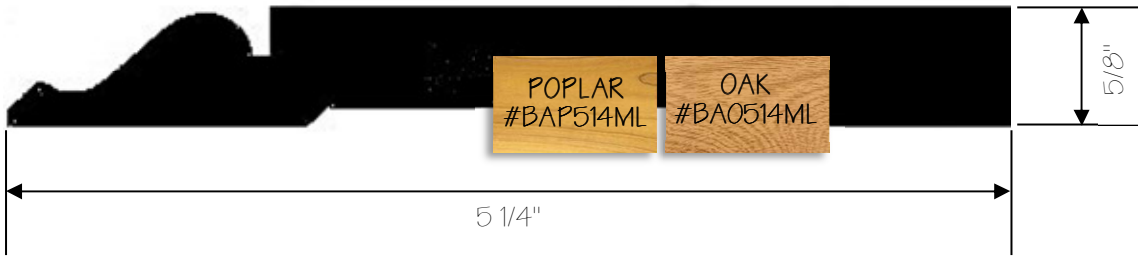
This catalog features all the profiles in stock at Mentor Lumber and Supply Co. Special order profiles and custom profiles are also available. Please ask your salesperson for details.



1. Baseboard
2. Cornice
3. Door and window casing
4. Chair rail
5. Wainscoting
6. Plinth block
7. Pediment
8. Keystone
9. Mantel
10. Corbel
11. Arabesque
12. Rosette
13. Quarter round
14. Gorge
15. Outside corner moulding
16. Flexible moulding

# HARDWOOD

# BASEBOARD



# HARDWOOD

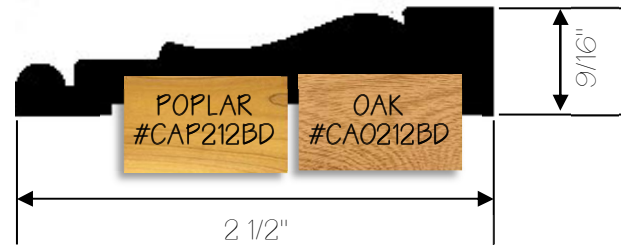
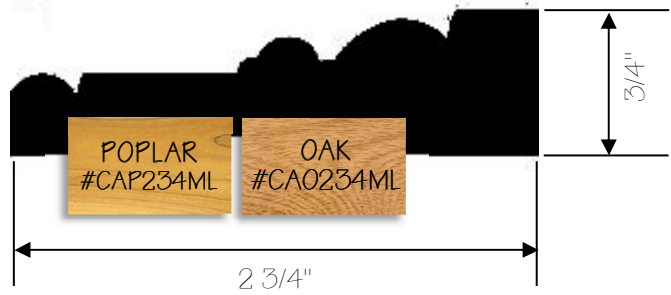
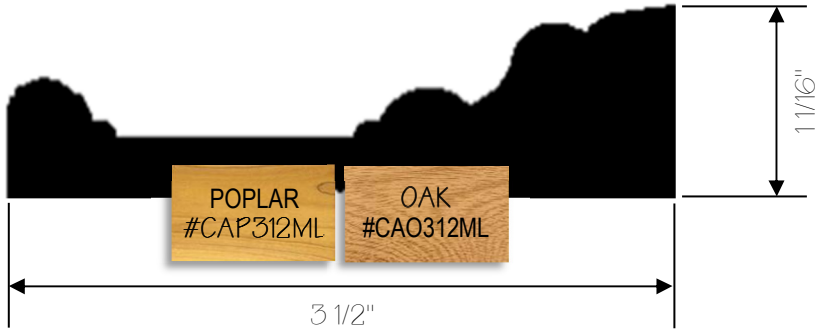
# BASEBOARD






# HARDWOOD

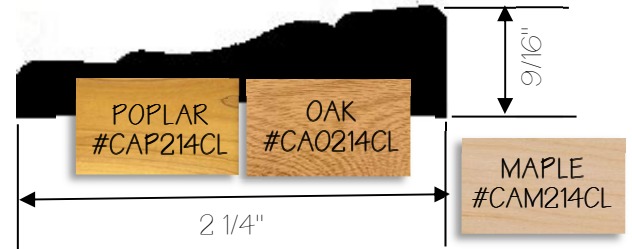
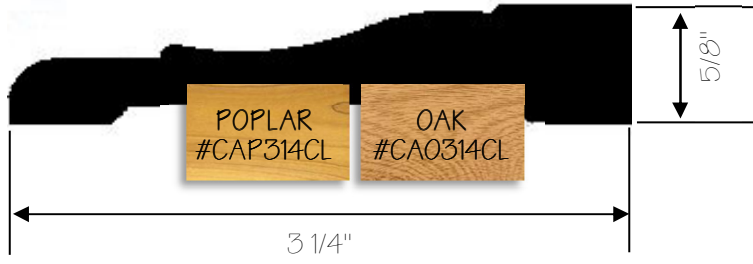
# CASING



## REVERSIBLE



# HARDWOOD



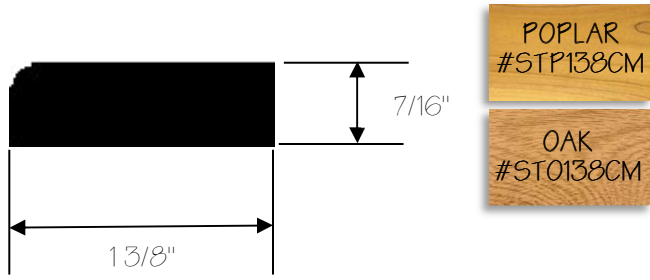
# CASING



# HARDWOOD

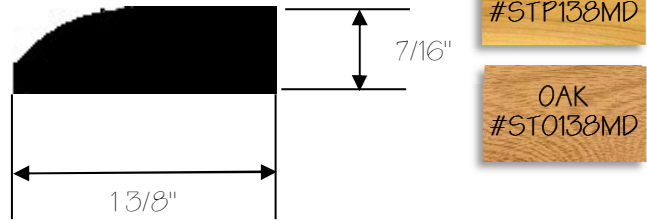
## STOP

## CHAIR RAIL



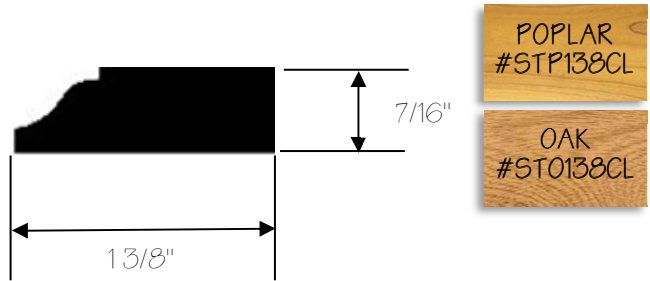
POPLAR  
#STP138CM

OAK  
#ST0138CM



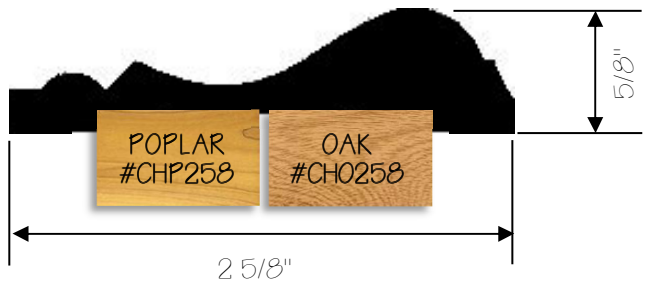
POPLAR  
#STP138MD

OAK  
#ST0138MD




POPLAR  
#STP138CL

OAK  
#ST0138CL



POPLAR  
#CHP258

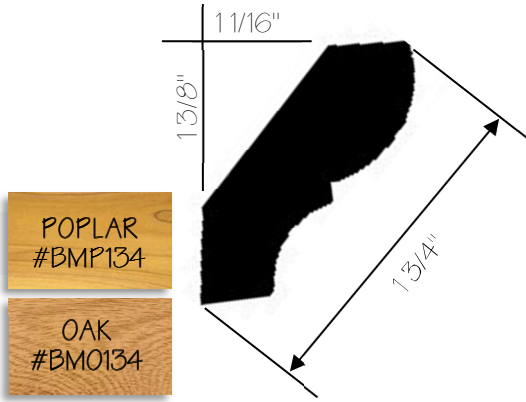
OAK  
#CH0258



POPLAR  
#CHP314

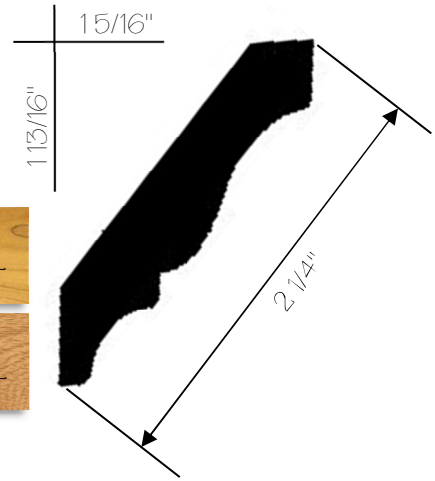
OAK  
#CH0258

# HARDWOOD



POPLAR  
#BMP134

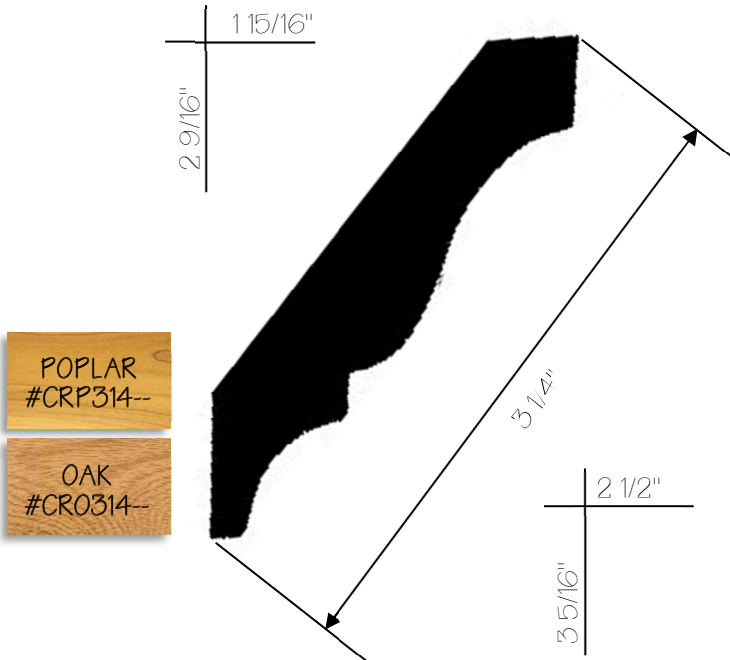
OAK  
#BMO134



POPLAR  
#CRP214--

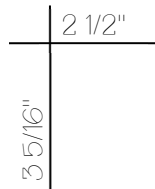
OAK  
#CRO214--

# CROWN



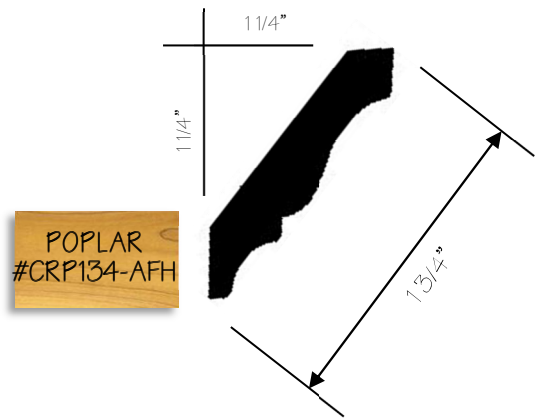
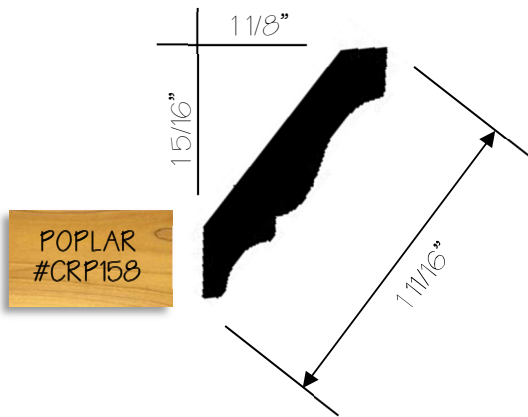
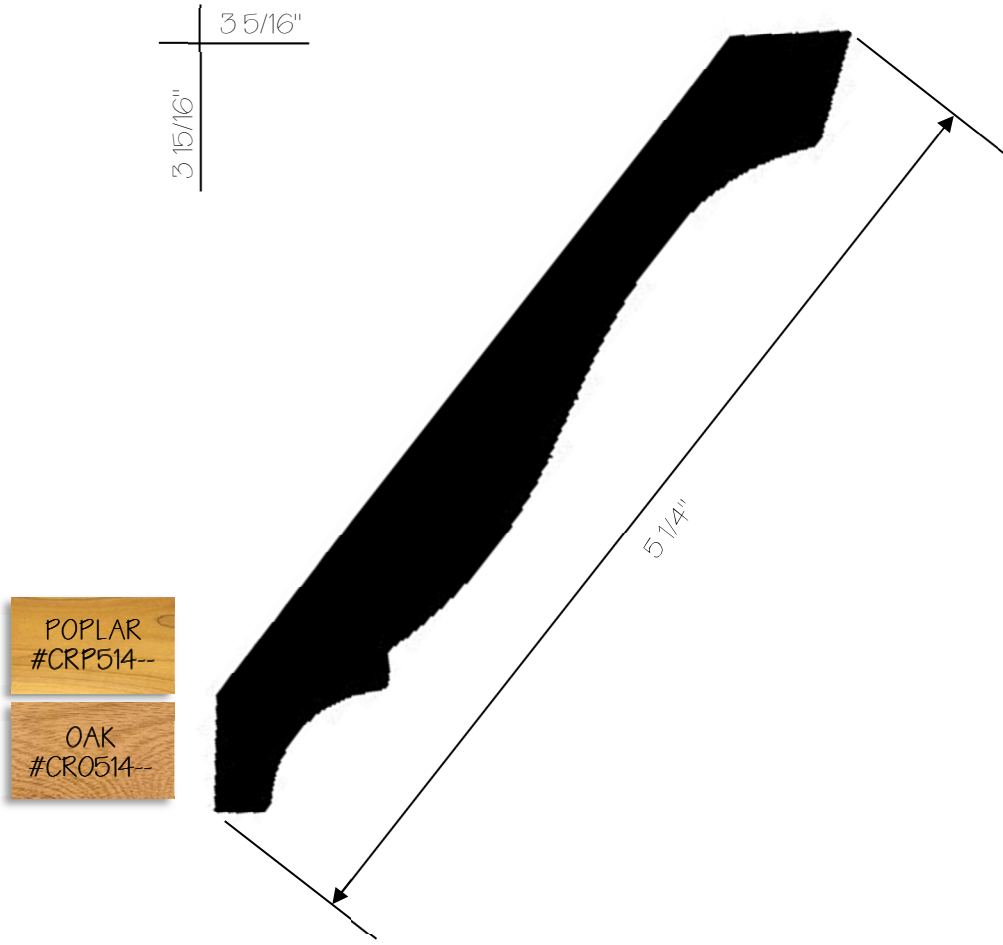
POPLAR  
#CRP314--

OAK  
#CRO314--

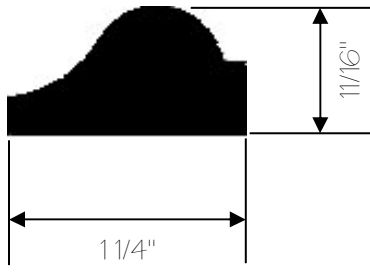


POPLAR  
#CRP414--

OAK  
#CRO414--

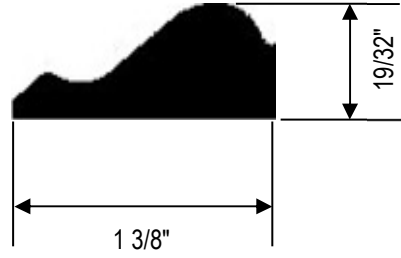


# HARDWOOD



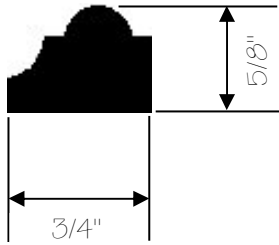
POPLAR  
#MAP114BC

OAK  
#MAO114BC



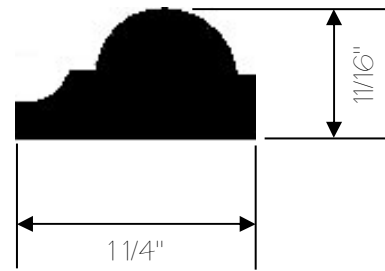
POPLAR  
#MAP138BC

OAK  
#MAO138BC



POPLAR  
#MAP34SE

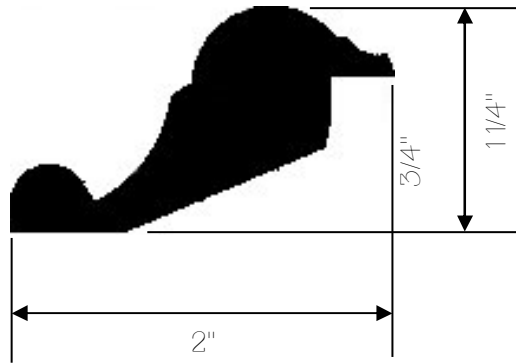
OAK  
#MAO34SE



POPLAR  
#MAP114SE

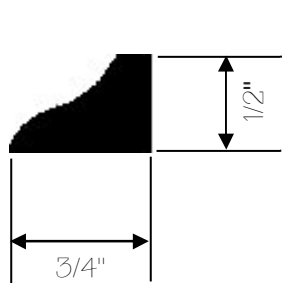
OAK  
#MAO114SE

# MISCELLANEOUS



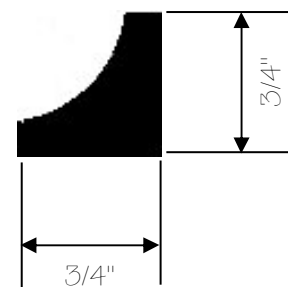
POPLAR  
#MAP2SM

OAK  
#MAO2SM



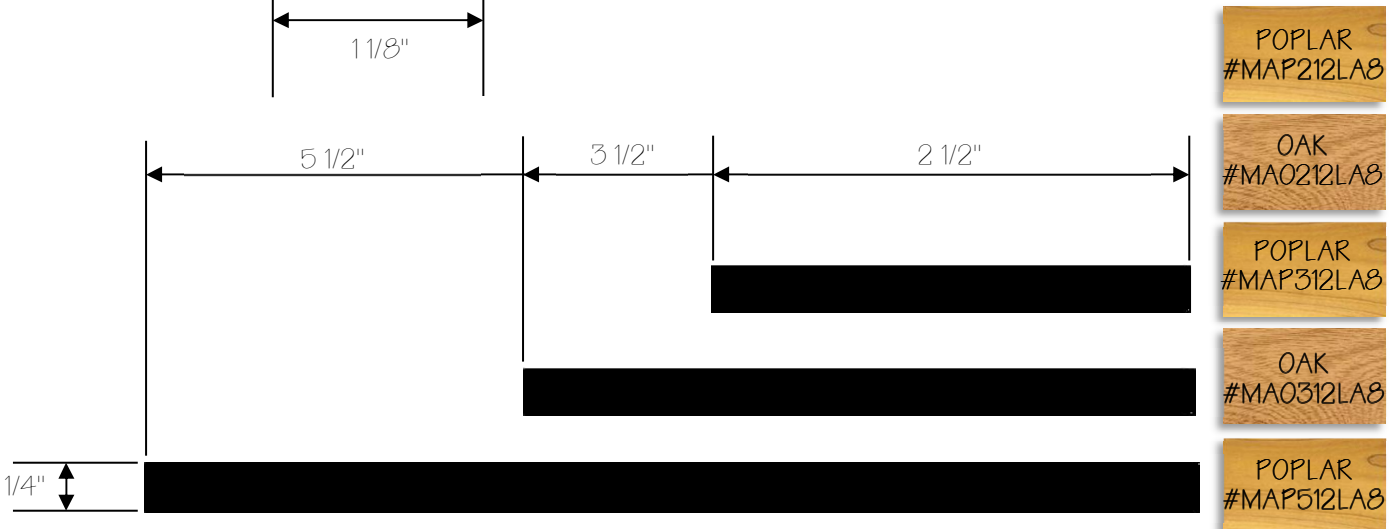
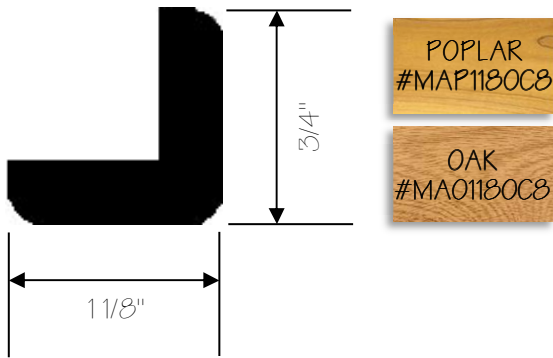
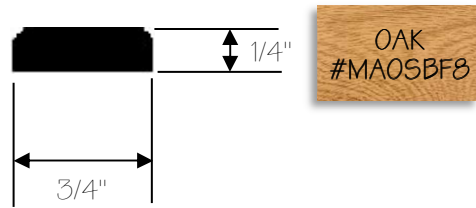
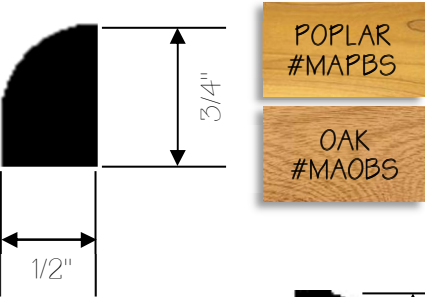
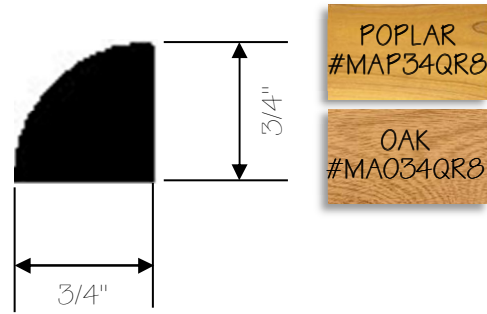
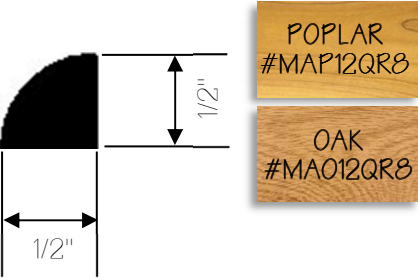
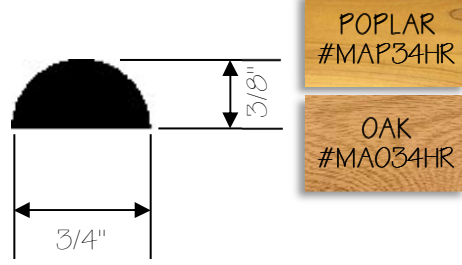
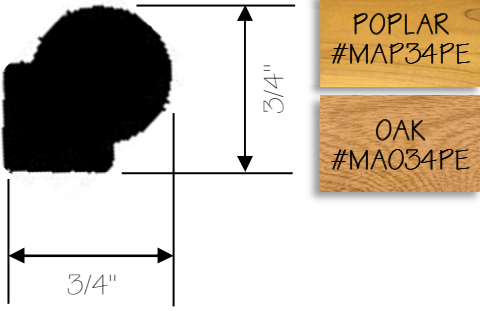
POPLAR  
#MAPOGST

OAK  
#MAOOGST


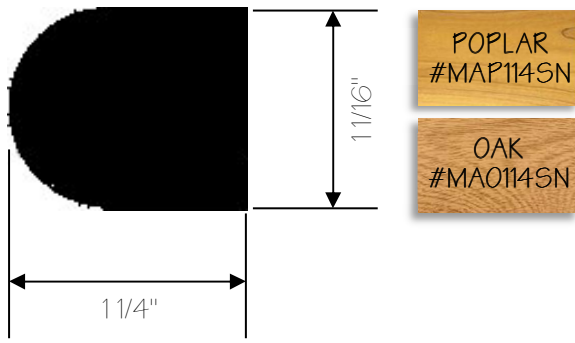


POPLAR  
#MAP34CV

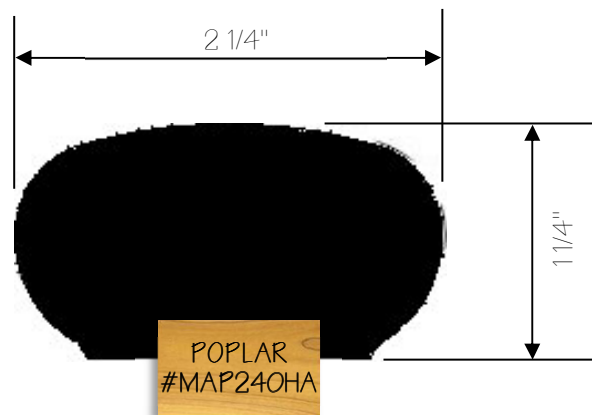
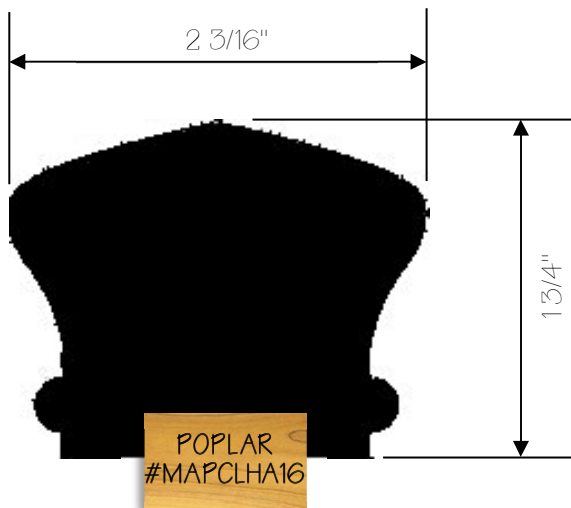

OAK  
#MAO34CV




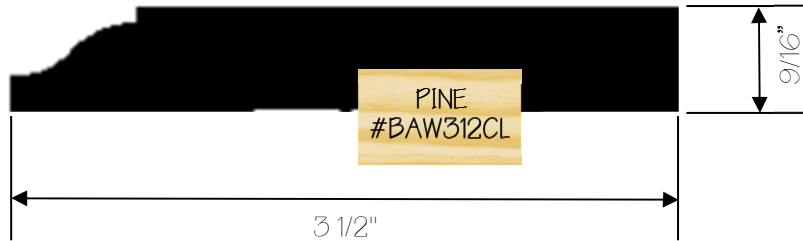
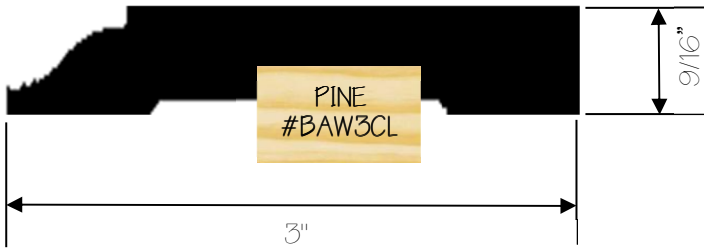
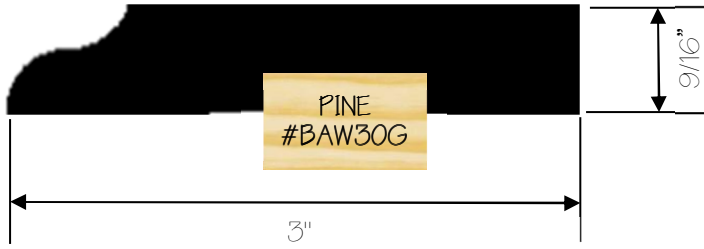

# HARDWOOD



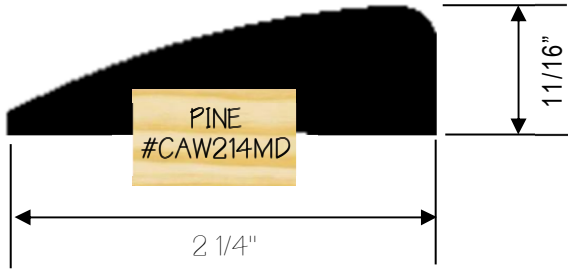
# MISCELLANEOUS




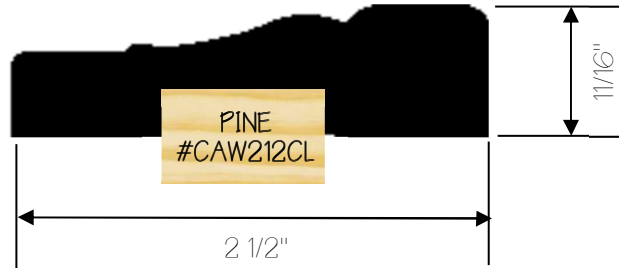





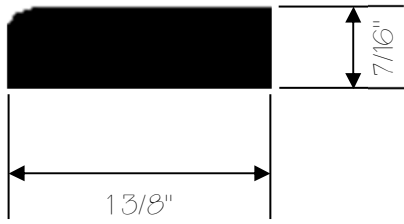
PINE



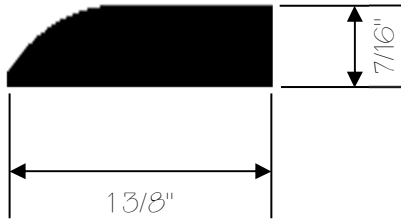
CASING



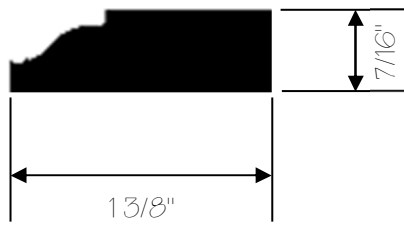
PINE



PINE  
#STW138CM



PINE  
#STW138MD



PINE  
#STW138CL

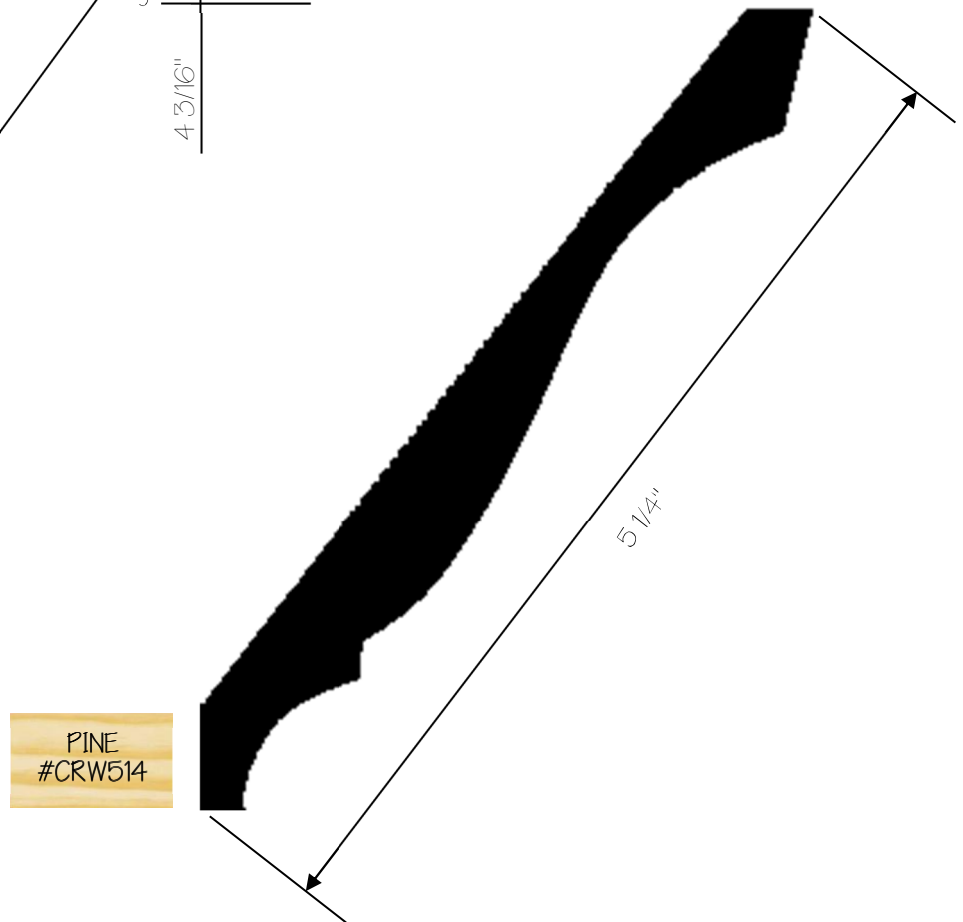
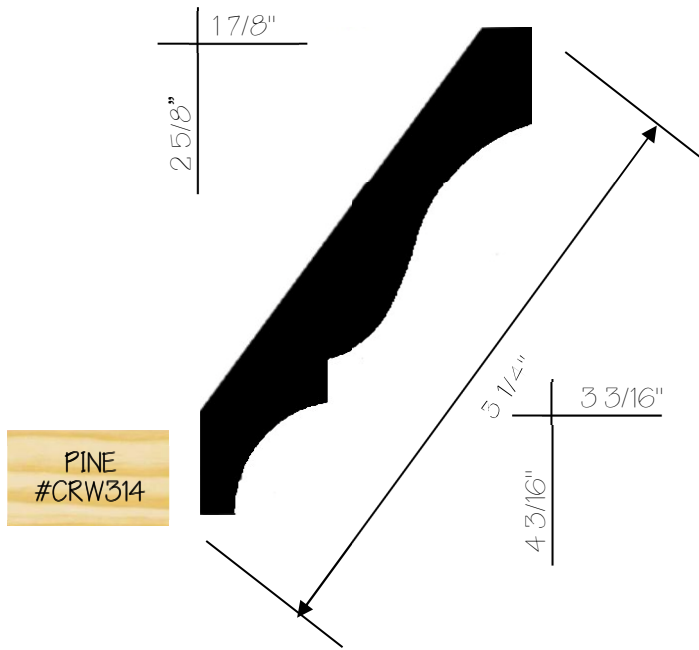
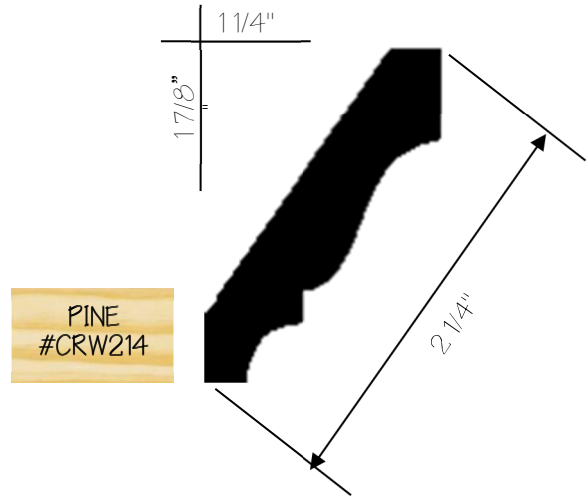
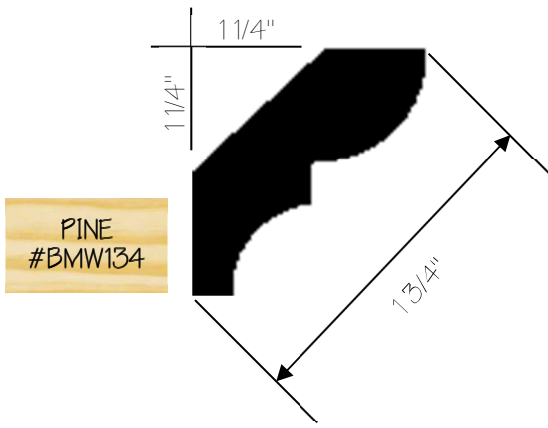


PINE  
#CHW258

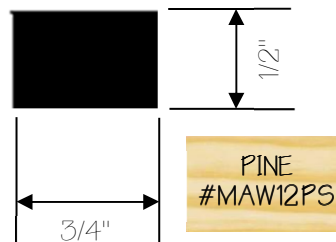
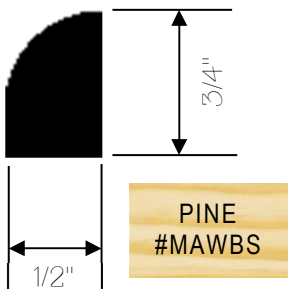
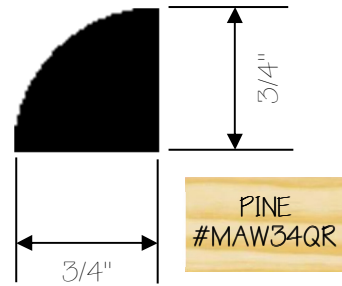
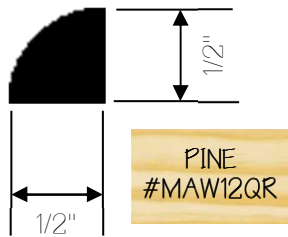
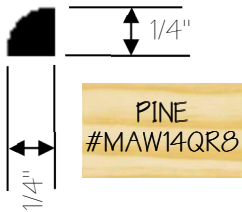
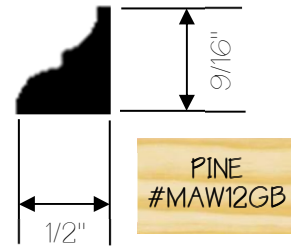
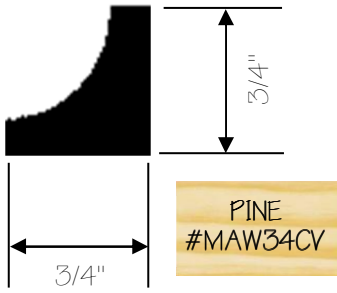
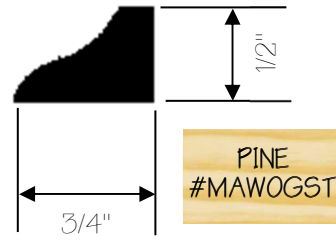
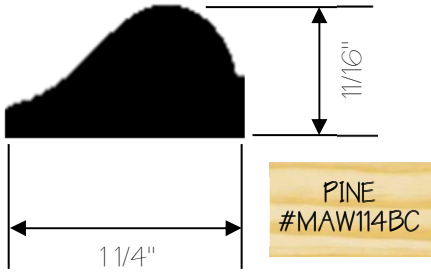
STOP

CHAIR RAIL

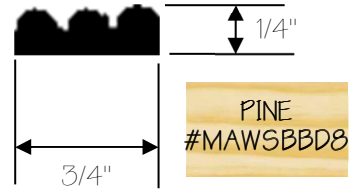
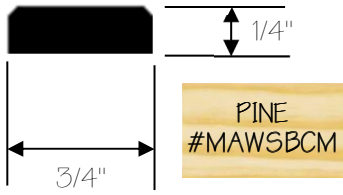
# PINE



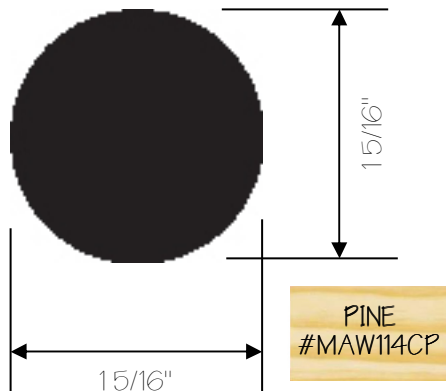
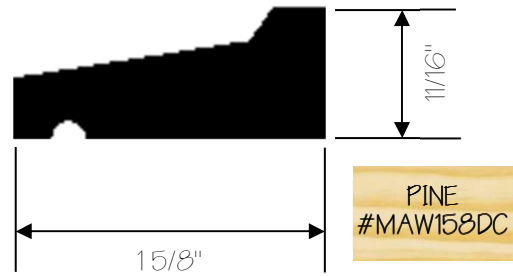
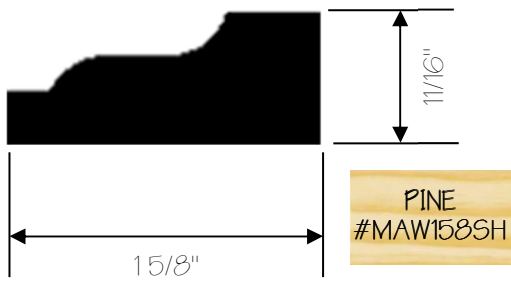
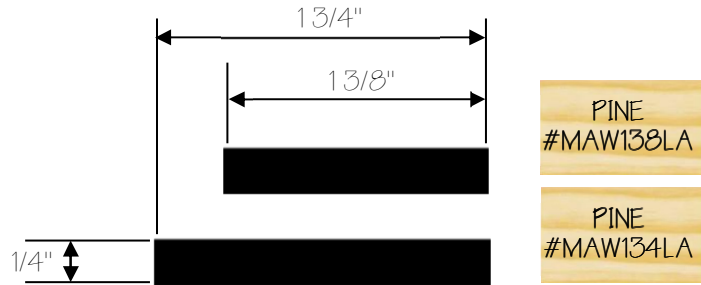
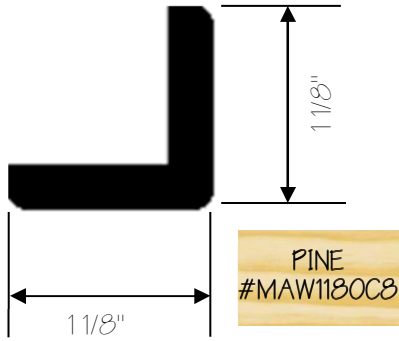
# CROWN


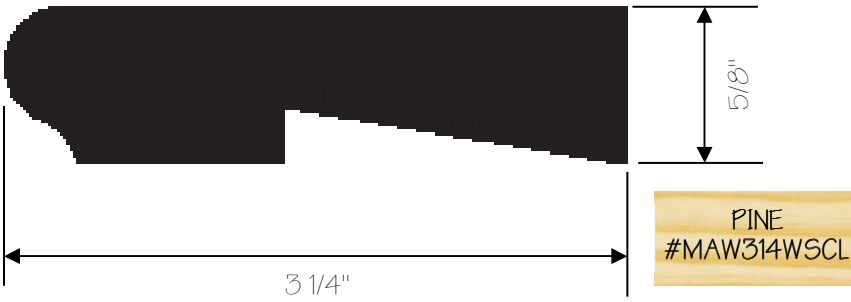
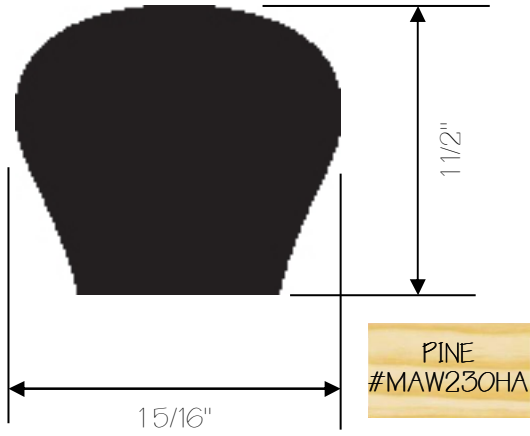


# PINE



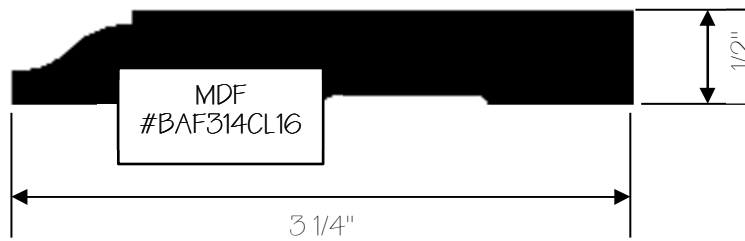
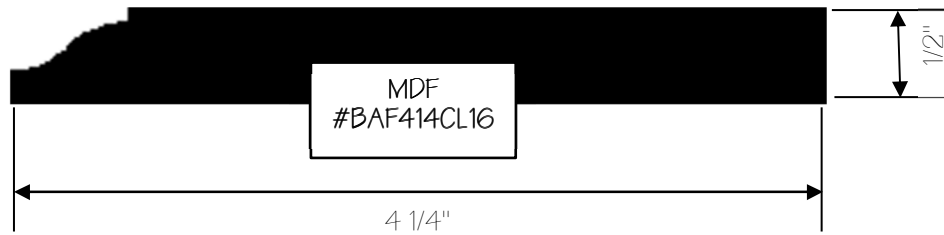
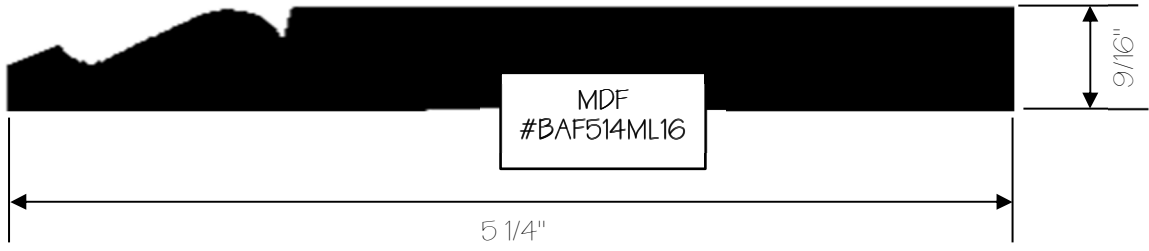

# MISCELLANEOUS



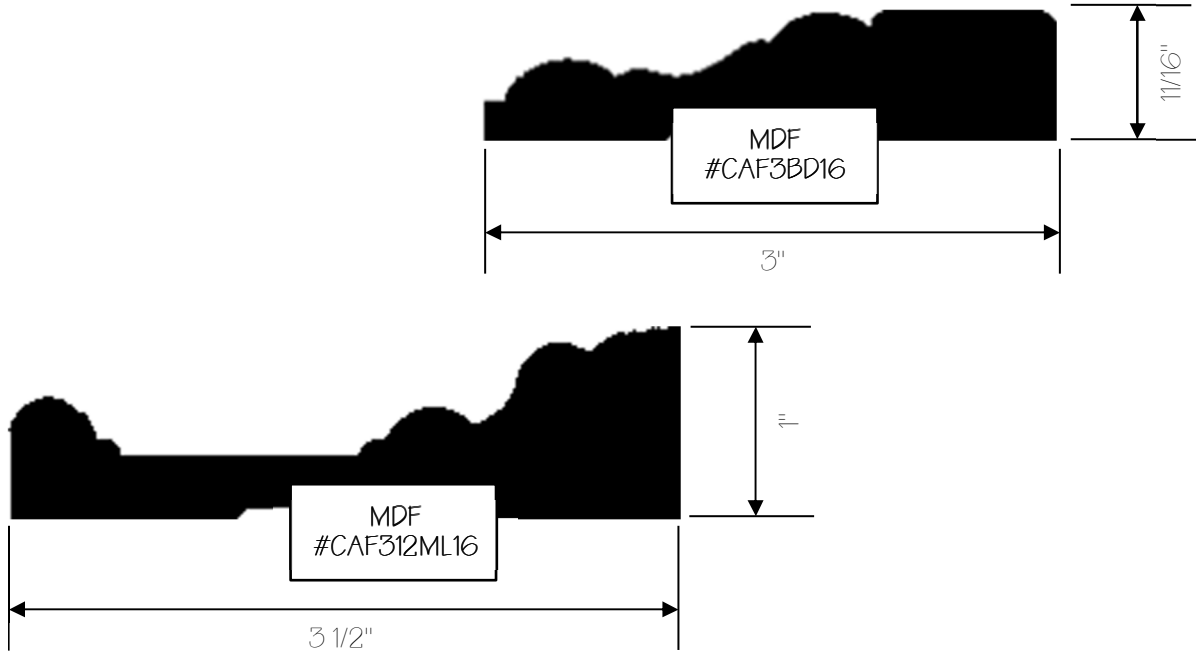




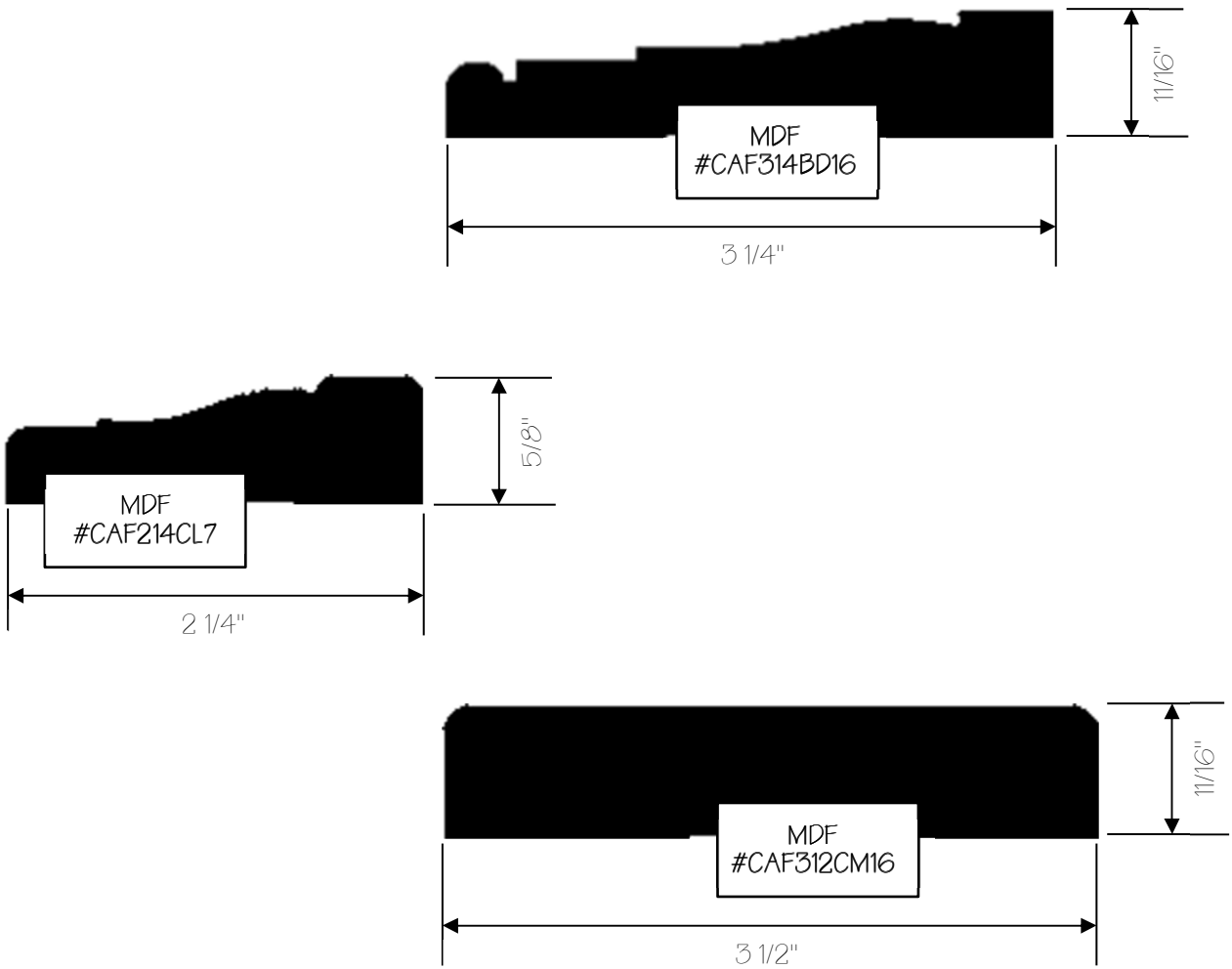


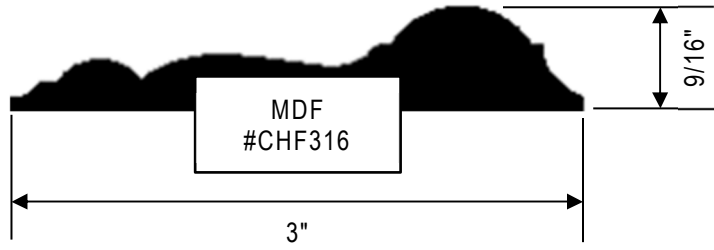



PRIMED MDF

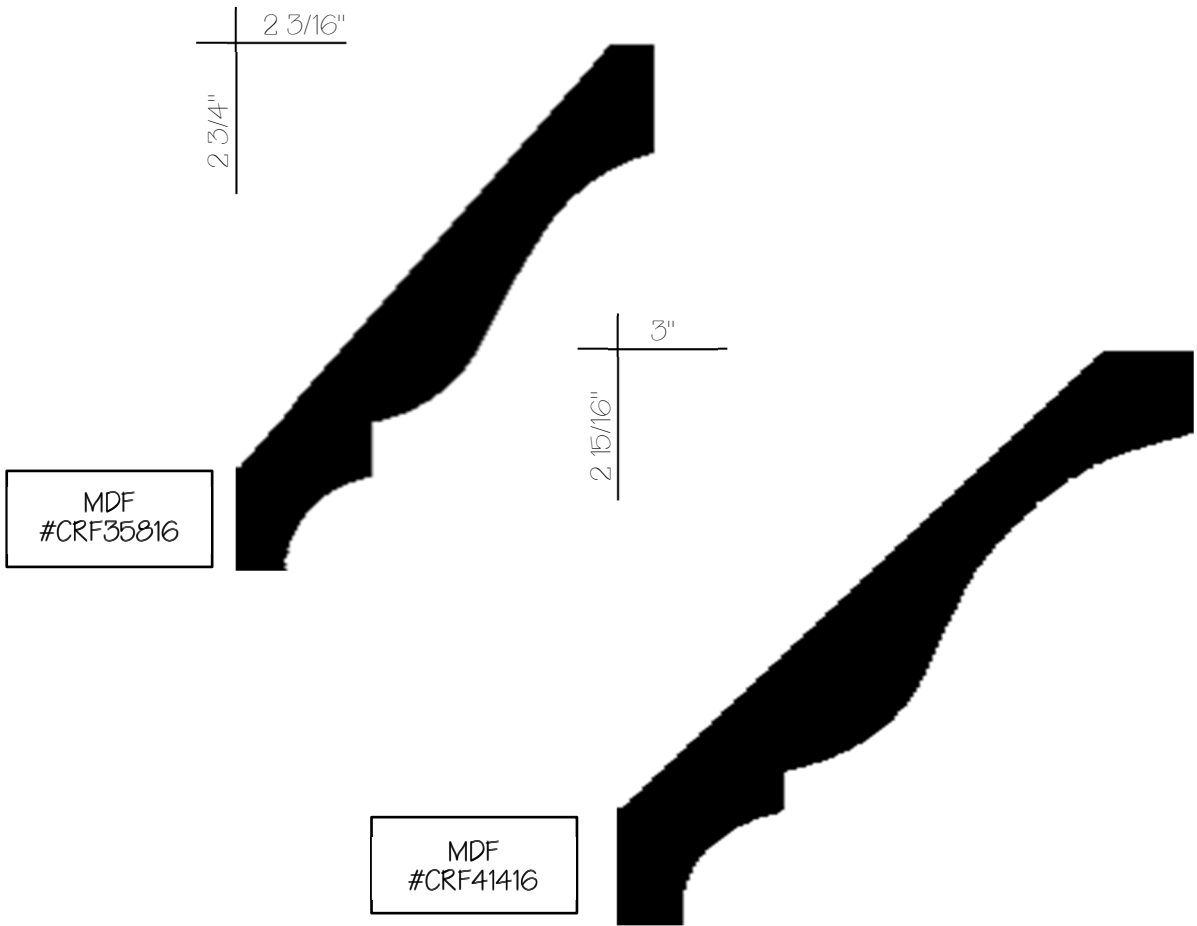


CASING

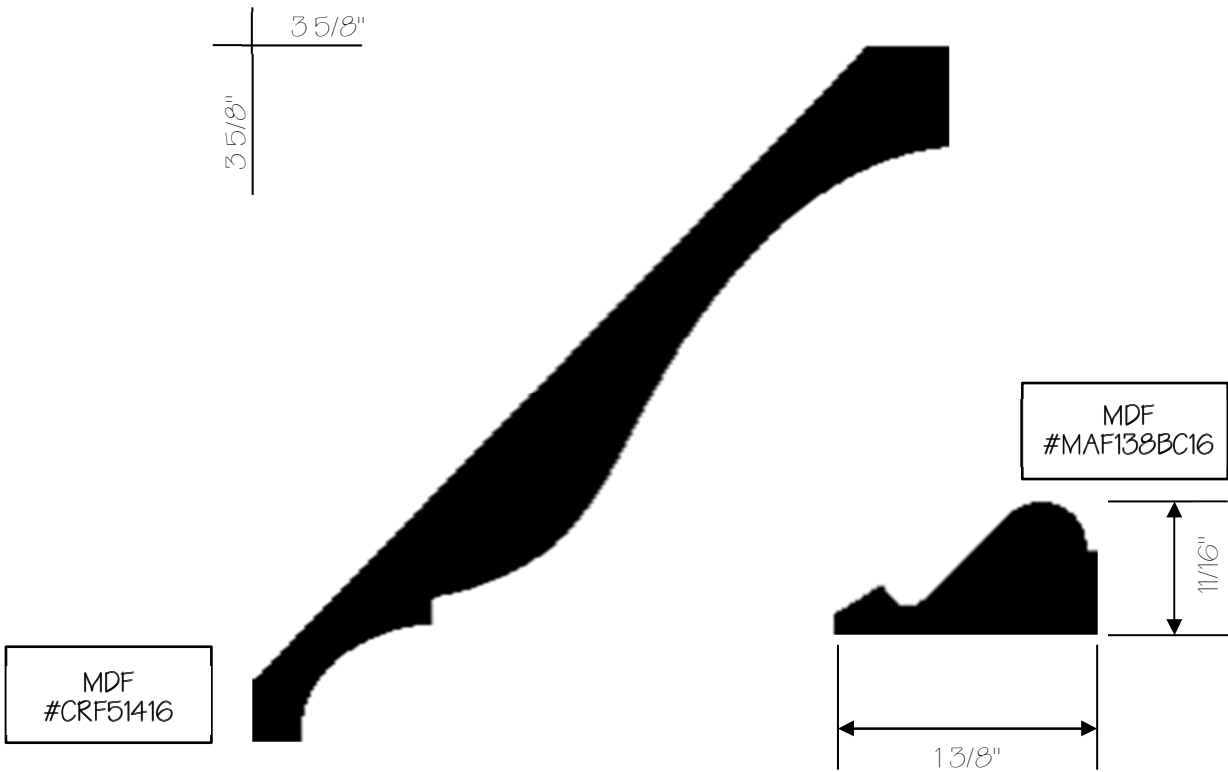




# PRIMED MDF


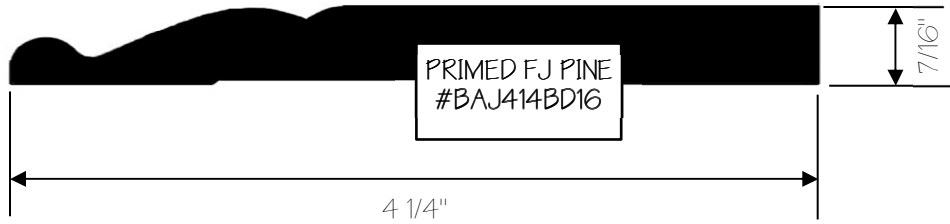
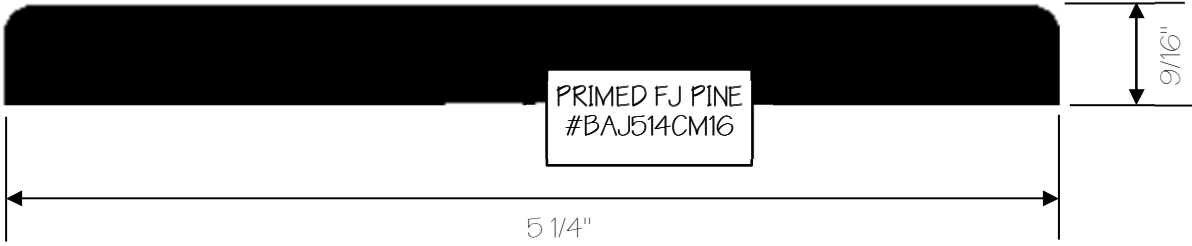



# CROWN





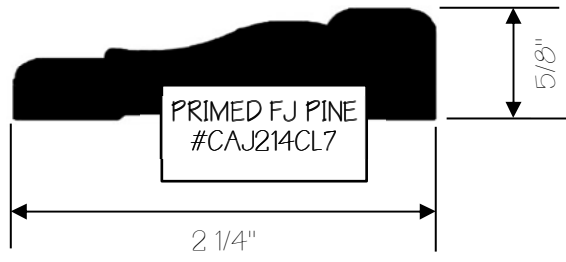


# PRIMED FJ PINE

## BASEBOARD



# PRIMED FJ PINE



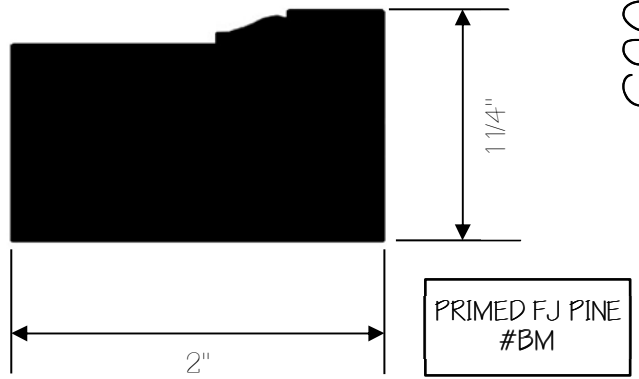
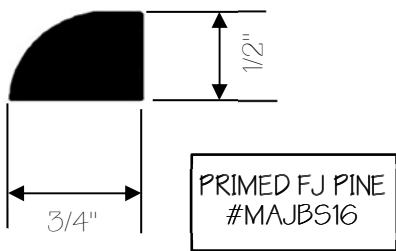
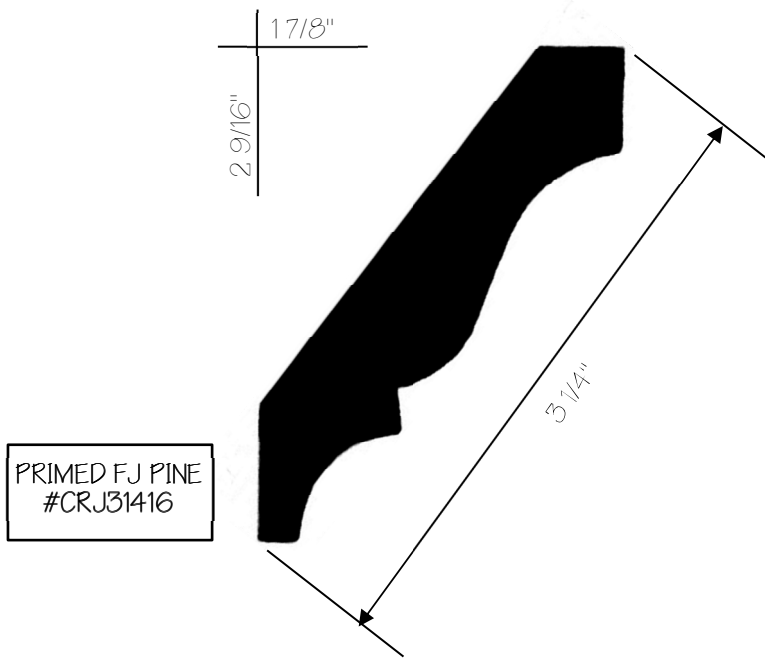
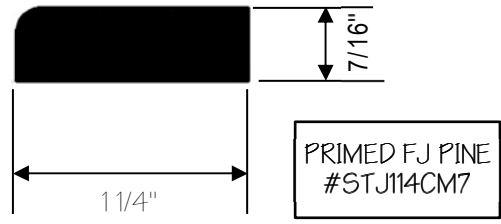
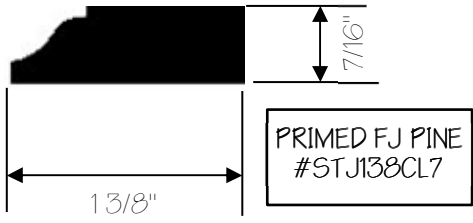
# CASING

# PRIMED FJ PINE

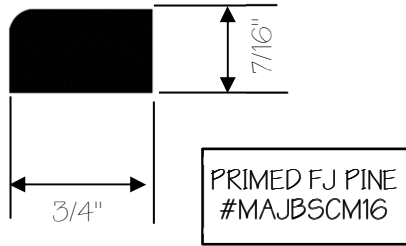
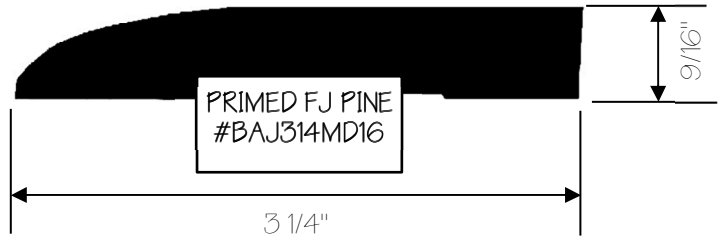
STOP

CROWN

MISCELLANEOUS



# PRIMED FJ PINE





# INTERIOR DOORS

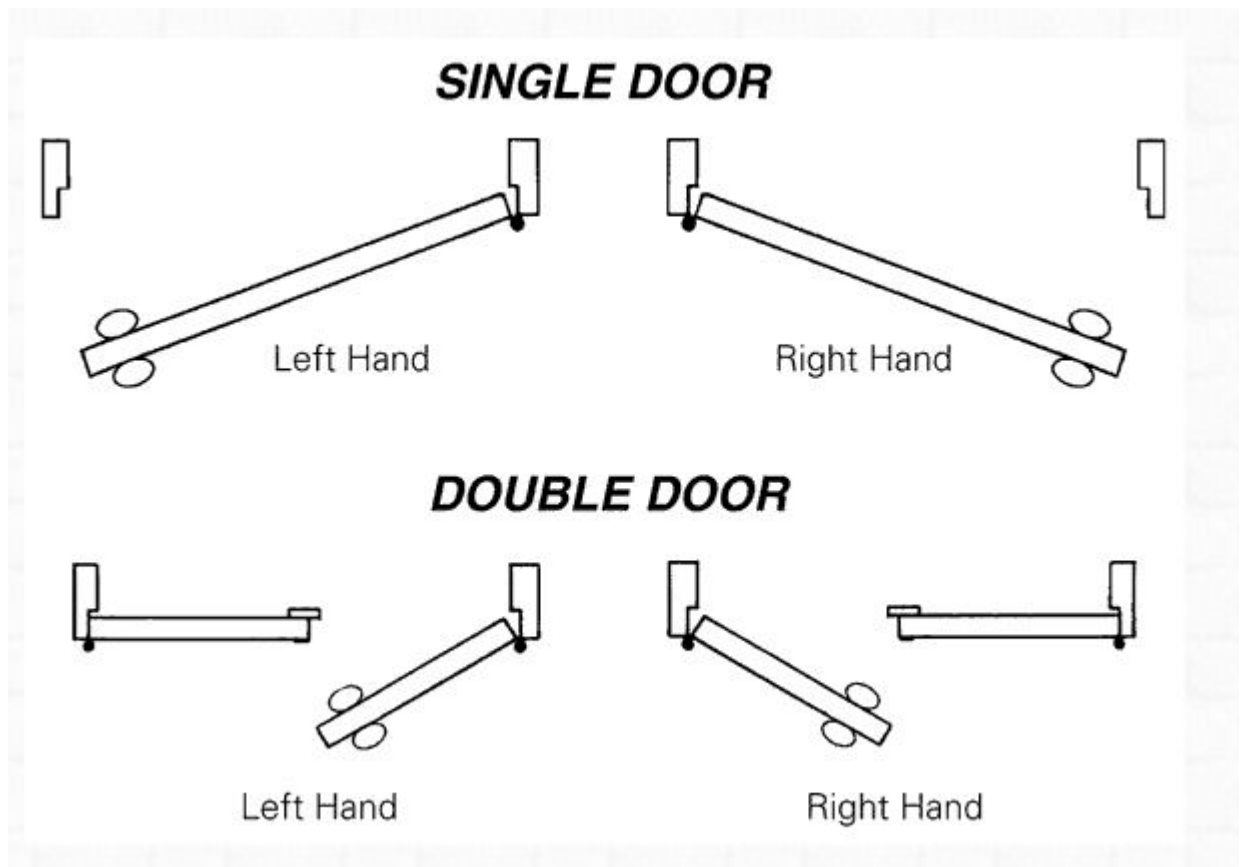
# HOW TO ORDER

## How to order an interior door:

1. Determine door size (see chart for rough openings)
2. Determine door handing (see chart)
3. Select door style and species
4. Select jamb style and size (thickness of wall)
5. Select stop style
6. Select hinge color

### Rough Opening Formulas

	Width	Height	
Single Door	Door Width + 2"	Door Height + 2"	
Double Door	Doors width + 2"	Door Height + 2"***	**if using astragal, add 1/2"
Bifold Door	Door Width**	80 3/4"***	** finished opening
Pocket Door	Door Width + 2"	Door height + 4"	




Cheyenne

Style: HC Smooth #\_\_CHE\_\_

Single Door Sizes (D): 1/6, 2/0, 2/4, 2/6, 2/8, 3/0

Double Door Sizes (DD): 3/0, 4/0, 4/8, 5/0, 5/4, 6/0

Bifold Sizes (BI): 2/0, 2/6, 3/0, 4/0\*, 5/0\*, 6/0\*  
 \*2 bifold kits with single track shipped separate



6 Panel


Style: HC Textured #\_\_COL\_\_  
 HC Smooth #\_\_HCSCOL\_\_  
 SC Smooth #\_\_SCSCOL\_\_

Single Door Sizes (D): 1/0\*, 1/2\*, 1/4\*, 1/6, 1/8\*\*, 1/10\*, 2/0, 2/2\*, 2/4, 2/6, 2/8, 2/10\*, 3/0

\* Stocked in HC Textured Only  
 \*\* Non-stock in SC Smooth

Double Door Sizes (DD): 2/0\*, 2/4\*, 2/8\*, 3/0, 3/4\*\*, 3/8\*, 4/0, 4/4\*, 4/8, 5/0, 5/4, 5/8\*, 6/0

Bifold Sizes (BI): 2/0, 2/4, 2/6, 2/8, 3/0, 4/0, 5/0, 6/0  
 \*\* only stocked in HC Textured and Smooth



Birch Flush

Style: HC Unfinished #\_\_B\_\_  
 SC Unfinished #\_\_SCB\_\_

Single Door Sizes (D): 1/0, 1/2, 1/4, 1/6, 1/8, 1/10, 2/0, 2/2, 2/4, 2/6, 2/8, 2/10, 3/0\*

\*SC only stocked in 3/0

Double Door Sizes (DD): 2/0, 2/4, 2/8, 3/0, 3/4, 3/8, 4/0, 4/4, 4/8, 5/0, 5/4, 5/8, 6/0\*

\*SC only stocked in 6/0

Bifold Sizes (BI): 2/0, 2/6, 3/0, 4/0, 5/0, 6/0  
 \*\*Stocked only in HC



Oak Flush

Style: HC Unfinished #\_\_O\_\_

Single Door Sizes (D): 1/0, 1/2, 1/3, 1/4, 1/6, 1/8, 1/10, 2/0, 2/2, 2/4, 2/6, 2/8, 2/10, 3/0

Double Door Sizes (DD): 2/0, 2/4, 2/6, 2/8, 3/0, 3/4, 3/8, 4/0, 4/4, 4/8, 5/0, 5/4, 5/8, 6/0

Bifold Sizes (BI): 2/0, 2/6, 3/0, 4/0, 5/0, 6/0



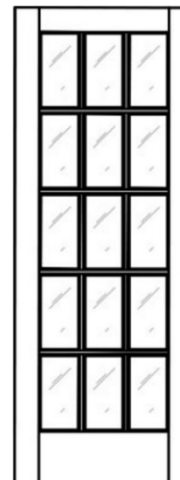
15 Lite Door with Clear Glass

Style: SC Primed #\_\_PR15L\_\_

Single Door Sizes (D): 2/6, 2/8, 3/0

Double Door Sizes (DD): 5/0, 5/4, 6/0

Bifold Sizes (BI): Non-stock



## 10 Lite Door with Clear Glass

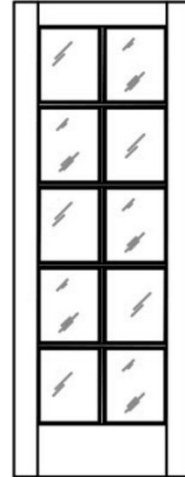
---

Style: SC Primed #\_\_PR10L\_\_

Single Door Sizes (D): 2/0

Double Door Sizes (DD): 4/0

Bifold Sizes (BI): Non-stock



WOOD

# JAMBS



4 1/2"

SOLID

#JK412PINE  
#JK412PINEDD



4 1/2"

SOLID

#JK412P  
#JK412P8  
#JK412PDD  
#JK412P8DD

4 3/4"

#JK434P  
#JK434PDD

6 9/16"

#JK612P  
#JK612PDD



4 1/2"

SOLID

#JK412OS  
#JK412OSDD

VENEER

#JK412OV  
#JK412OVDD



4 1/2"

#JK412PR  
#JK412PRDD

4 3/4"

#JK434PR  
#JK434PRDD

4 7/8"

#JK478PR

6 9/16"

#JK612PR  
#JK612PRDD



Craftsman  
(Round Corner)



Modern



Colonial

# STOPS

Standard hinges are 3 1/2" x 3 1/2" Plain Bearing Hinge with 5/8" Radius

\*\*pictures do not indicate hinge style, and are for finish options only



Dull Brass #US42



Bright Brass #US32



Antique Brass #US52



Satin Nickel #US15  
Ball Bearing #US15BB



Antique Nickel #US15A



Polished Chrome #US26



Brushed Chrome #US26D



Colonial Bronze #US10BD



Flat Black #US19





# DOOR HARDWARE




Plymouth

Keyed Entry	#F51PLY__
Privacy	#F40PLY__
Passage	#F10PLY__
Dummy	#F170PLY__



Bright Brass  
505/605



Satin Nickel  
619



Antique Pewter  
620



Georgian


Keyed Entry	#F51GEO__
Privacy	#F40GEO__
Passage	#F10GEO__
Dummy	#F170GEO__



Bright Brass  
505/605



Satin Nickel  
619



Antique Pewter  
620



Sienna

Keyed Entry	#F51SIE__
Privacy	#F40SIE__
Passage	#F10SIE__
Dummy	#F170SIE__



Satin Nickel  
619



Aged Bronze  
716



Accent

Keyed Entry	#F51ACC__
Privacy	#F40ACC__
Passage	#F10ACC__
Dummy	#F170ACC__

\*\* specify handing for 170



Bright Brass  
505/605



Satin Nickel  
619



Antique Pewter  
620



## Camelot

---


#F58CAM\_\_

Interior options:


Plymouth #F59PLY\_\_  
 Georgian #F59GEO\_\_  
 Accent #F59ACC\_\_  
 \*\*specify handing for Accent



Bright Brass  
505/605



Satin Nickel  
619



Antique Pewter  
620



## Plymouth

---


#F58PLY\_\_

Interior options:


Plymouth #F59PLY\_\_  
 Georgian #F59GEO\_\_  
 Accent #F59ACC\_\_  
 \*\*specify handing for Accent



Bright Brass  
505/605



Satin Nickel  
619



Antique Pewter  
620



Aged Bronze  
716

# DEADBOLTS




Single Cylinder #B360\_\_



Bright Brass  
505



Satin Nickel  
619



Antique Pewter  
620



Aged Bronze  
716



Double Cylinder #B362505



Bright Brass  
505



3" Rigid Door Stop #DSTOP\_\_



3" Flexible Door Stop #DSTOPF\_\_



Door Saver Door Stop #DSAYER\_\_




Hinge Pin Door Stop #DSTOPH\_\_

\*\*only available in AN and ORB

Available Finishes



Polished Brass US3  
PB



Antique Brass US5  
AB



Satin Nickel US15  
SN



Antique Nickel US15A  
AN



Polished Chrome US26  
CH



Dull Chrome US26D  
DC

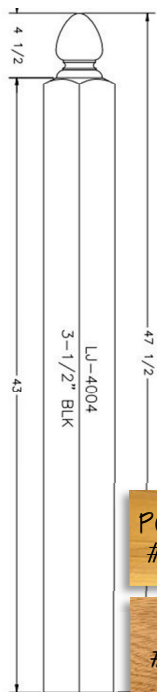


Colonial Bronze US10BD  
CB



# STAIR PARTS

# NEWEL POSTS



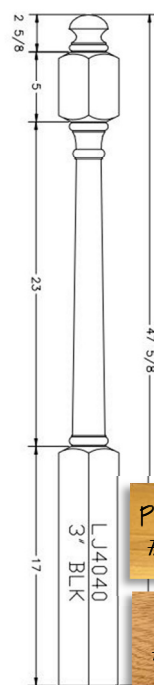
POPLAR 48"  
#LJP4004

OAK 48"  
#LJ04004



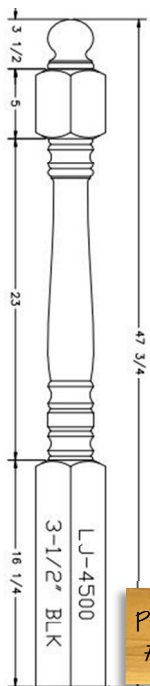
POPLAR 58"  
#LJP4005

OAK 58"  
#LJ04005

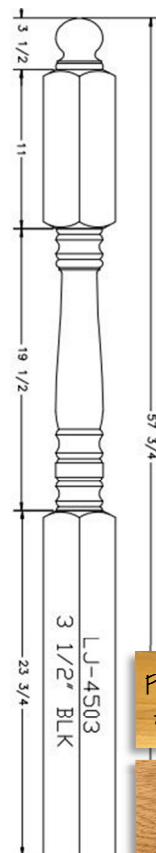


POPLAR 48"  
#LJP4040

OAK 48"  
#LJ04040



POPLAR 48"  
#LJP4500

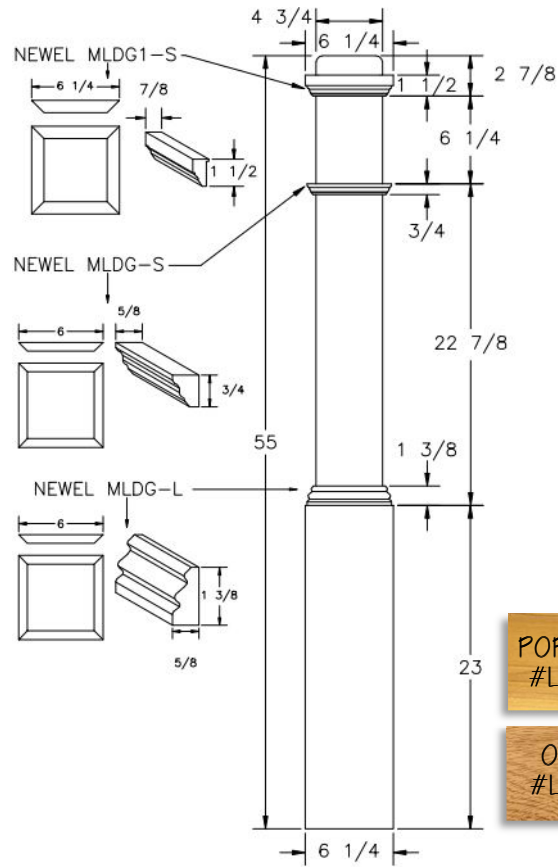


POPLAR 58"  
#LJP4503

OAK 58"  
#LJ04503



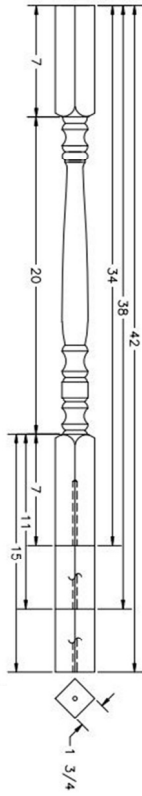
# NEWEL POSTS



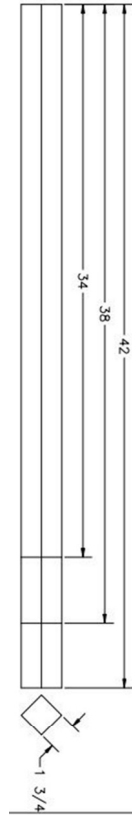
POPLAR 55"  
#LJP4091

OAK 55"  
#LJ04091

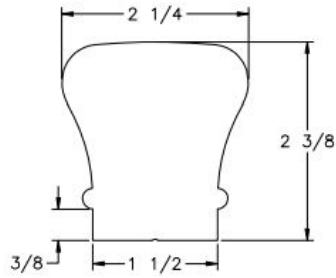
# WOOD BALUSTERS



OAK 34"  
#LJ0500534



POPLAR 42"  
#LJP536042

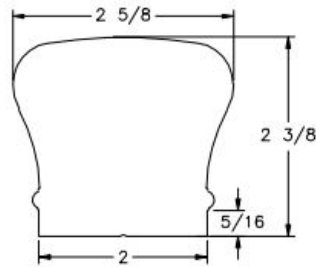


POPLAR  
#LJP6010--

Available lengths:  
8', 10', 12', 14', 16'

OAK  
#LJ06010--

Available lengths:  
8', 10', 12', 14', 16'



POPLAR  
#LJP6210--

Available lengths:  
8', 10', 12', 14', 16'

OAK  
#LJ06210--

Available lengths:  
8', 10', 12', 14', 16'

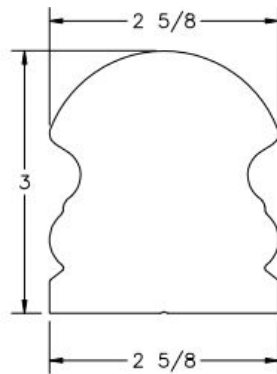
**PLOWED**

POPLAR  
#LJP6210P8

Available lengths:  
8'

OAK  
#LJ06210P8

Available lengths:  
8'



POPLAR  
#LJP6519--

Available lengths:  
8', 10', 12', 14', 16'

OAK  
#LJ06519--

Available lengths:  
8', 10', 12', 14', 16'

**PLOWED**

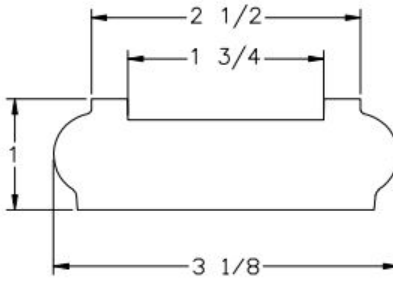
POPLAR  
#LJP6519P--

Available lengths:  
8', 10', 12', 14'

OAK  
#LJ06519P--

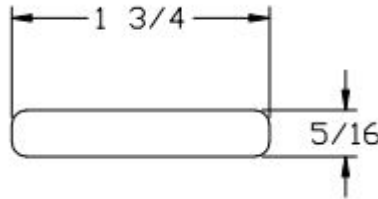
Available lengths:  
8', 10', 12', 14', 16'

# SHOERAIL



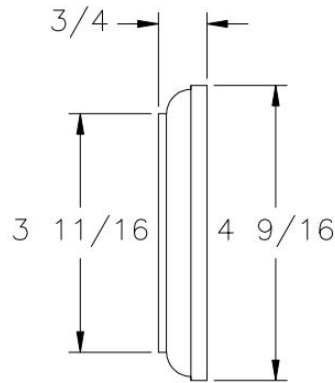
POPLAR  
#LJP6006--

Available lengths:  
8', 10', 12', 14', 16'



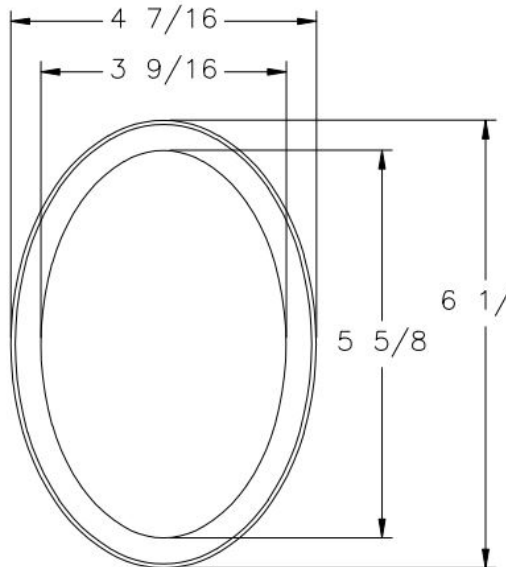
POPLAR  
#LJP6007

OAK  
#LJ06007



POPLAR  
#LJP7026

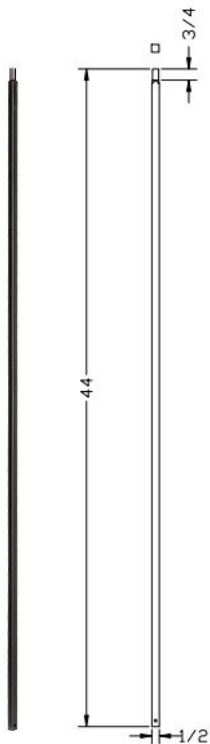
OAK  
#LJ07026



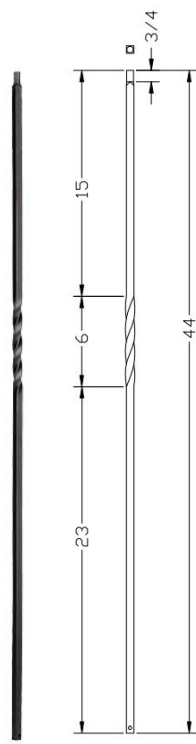
POPLAR  
#LJP7027

OAK  
#LJ07027

# IRON BALUSTERS



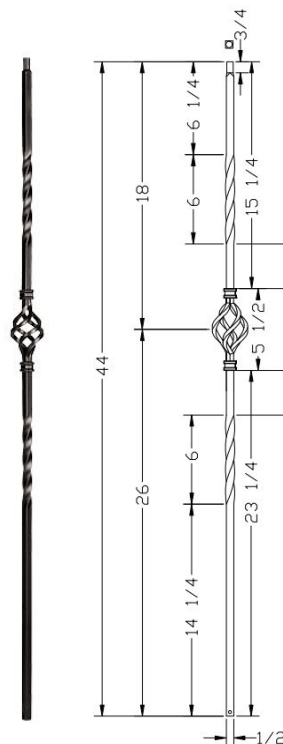
SATIN BLACK  
#LJ1PLLSB



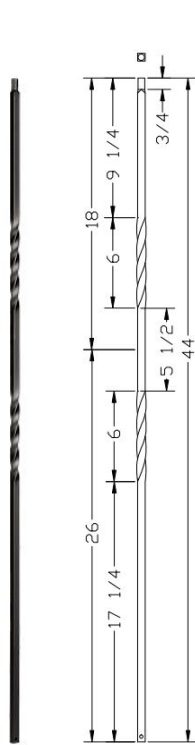
SATIN BLACK  
#LJ1TWLSB



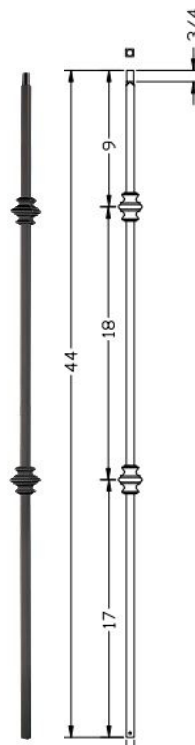
SATIN BLACK  
#LJ1KNUCLSB



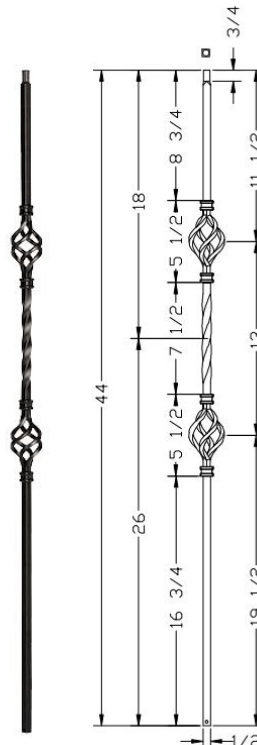
SATIN BLACK  
#LJ1BASKLSB



SATIN BLACK  
#LJ12TWLSB



SATIN BLACK  
#LJ12KNUCLSB

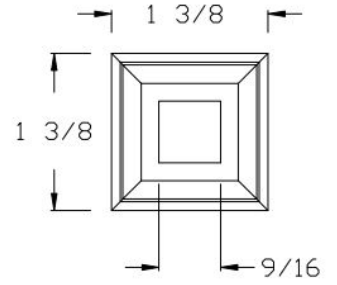
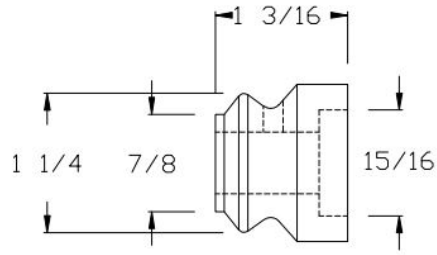


SATIN BLACK  
#LJ12BASKLSB

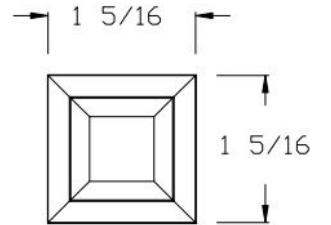
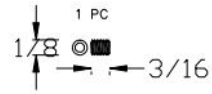
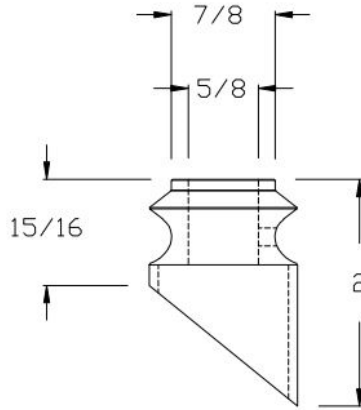
# IRON BALUSTERS



SATIN BLACK  
#LJIALMO6LSB



SATIN BLACK  
#LJIALPSHO2LSB



SATIN BLACK  
#LJIEPOXY



SATIN BLACK  
#LJIEPOXYNOZ



